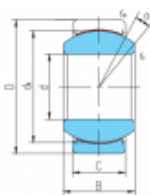

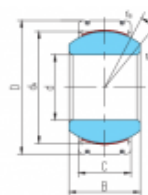


GE...ET/X ,XT-2RS



GE...ET-2RS



GE...XT-2RS

select	Inquiry	Bearing number	Overall dimension [mm]								Rated load [kN]		Weight kg
			d	D	B	C	dk	rs min	r1s min	a°	live load	Static load	
GE15ET/X	15	26	12	9	22	0.3	0.3	8	25	59	0.026		
GE17ET/X	17	30	14	10	25	3	0.3	10	32	75	0.04		
GE20ET/X	20	35	16	12	29	0.3	0.3	9	45	104	0.064		
GE25ET/X	25	42	20	16	35.5	0.6	0.6	7	85	204	0.115		
GE30ET/X	30	47	22	18	40.7	0.6	0.6	6	110	263	0.149		
GE35ET/X	35	55	25	20	47	0.6	1	6	140	338	0.228		
GE40ET/X	40	62	28	22	53	0.6	1	7	175	419	0.318		
GE45ET/X	45	68	32	25	60	0.6	1	7	225	540	0.421		
GE50ET/X	50	75	35	28	66	0.6	1	6	275	665	0.562		
GE55ET/X	55	85	40	32	74	0.6	1	7	355	852	0.864		
GE60ET/X	60	90	44	36	80	1	1	6	430	1030	1.03		
GE70XT/X	70	105	49	40	92	1	1	6	550	1320	1.57		
GE80XT/X	80	120	55	45	105	1	1	6	705	1700	2.32		
GE90XT/X	90	130	60	50	115	1	1	5	860	2070	2.79		
GE100XT/X	100	150	70	55	130	1	1	7	1070	2570	4.44		
GE110XT/X	110	160	70	55	140	1	1	6	1150	2770	4.83		
GE120XT/X	120	180	85	70	160	1	1	6	1680	4030	8.11		
GE140XT/X	140	210	90	70	180	1	1	7	1890	4530	11.2		
GE160XT/X	160	230	105	80	200	1	1	8	2400	5760	14.1		
GE180XT/X	180	260	105	80	225	1.1	1.1	6	2700	6480	18.5		
GE200XT/X	200	290	130	100	250	1.1	1.1	7	3750	9000	28.4		
GE220XT/X	220	320	135	100	275	1.1	1.1	8	4120	9900	35.7		
GE240XT/X	240	340	140	100	300	1.1	1.1	8	4500	10800	39.7		

GE...ET/X ,XT-2RS

GE260XT/X	260	370	150	110	325	1.1	1.1	7	5360	12870	51.5
GE280XT/X	280	400	155	120	350	1.1	1.1	6	6300	15120	64.9
GE300XT/X	300	430	165	120	375	1.1	1.1	7	6750	16200	77.6